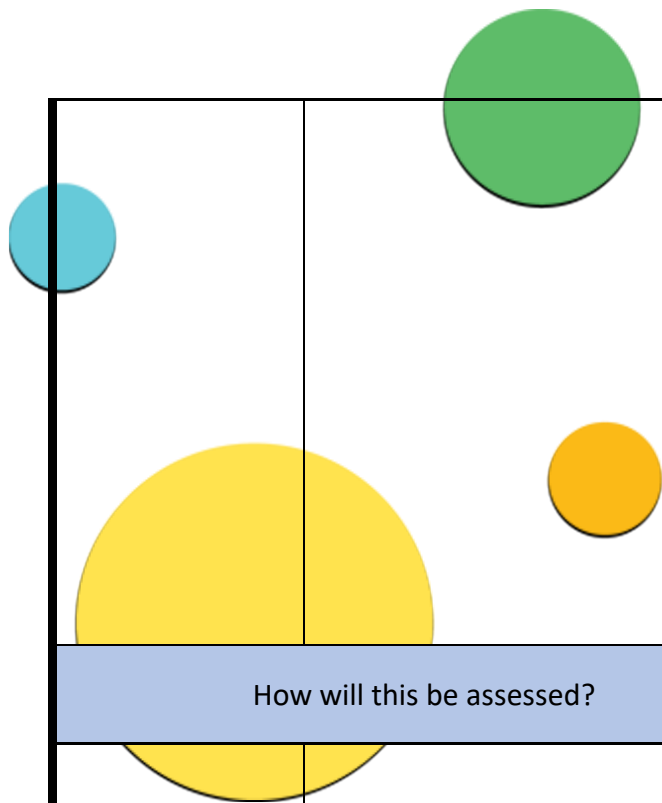





**Straits International School Rawang**  
**Curriculum Overview – Year 6**  
**Year 6 Spring Term 2.2 2025/2026**

Spring Term 2.2	What will we learn?	What KUS will we gain?	What will excellence look like?
<p><b>English</b></p>	<p><b>Narrative Poetry</b></p> <ul style="list-style-type: none"> <li>• Experiment with figurative language such as similes, metaphors, and personification.</li> <li>• Perform poetry with clarity, expression, and purposeful movement.</li> <li>• Use voice, tone, and pace effectively during poetry recitation.</li> <li>• Provide peer feedback to improve performance and written poems.</li> <li>• Reflect on their own poetry to identify strengths and areas for improvement</li> <li>• Publish an original narrative poem.</li> </ul> <p><b>Historical Recount</b></p>	<ul style="list-style-type: none"> <li>• <b>Knowledge:</b> Understanding an accurate historical recount.</li> <li>• <b>Understanding:</b> Recognising how written recounts help convey historical narratives. <ul style="list-style-type: none"> <li>○ <b>Skills:</b> Writing cohesive, structured recounts with chronological sequencing.</li> <li>○ Using historical and precise vocabulary accurately.</li> <li>○ Structuring sentences for clarity, variety, and effect.</li> <li>○ Applying punctuation correctly, including colons and semi-colons.</li> <li>○ Editing and improving writing independently. Presenting recounts using clear articulation and expression.</li> </ul> </li> </ul>	<ul style="list-style-type: none"> <li>• A highly engaging recount that balances factual accuracy with compelling storytelling.</li> <li>• Effective use of historical vocabulary and precise, varied sentence structures.</li> <li>• Cohesive organisation, using time adverbials and paragraphs to guide readers.</li> <li>• Confident application of punctuation, including advanced forms like colons and dashes.</li> <li>• A formal, historically appropriate tone maintained throughout.</li> <li>• Evidence of careful editing for spelling, grammar, and style.</li> <li>• A well-presented piece reflecting depth of research and strong authorial voice.</li> <li>• Confident verbal presentation with clarity, expression, and fluency.</li> </ul>

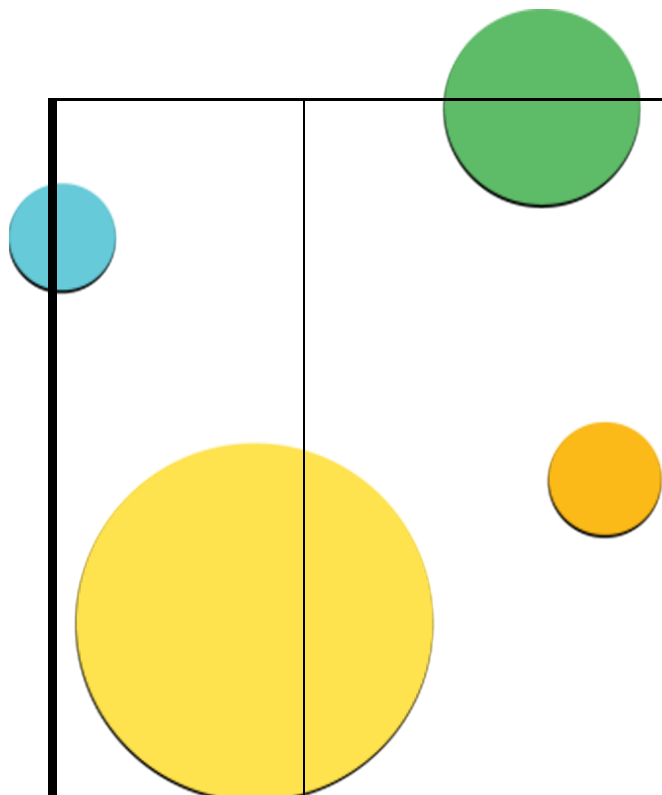
<p><b>Reading</b></p>	<ul style="list-style-type: none"><li>• Explore key events and daily life through historical recounts.</li><li>• Understand the purpose, structure, and language features of recount writing.</li><li>• Develop narrative techniques to engage the reader, including cohesion and precise vocabulary.</li><li>• Practise using a formal and historically appropriate tone within writing.</li><li>• Apply varied sentence structures and punctuation for clarity and impact.</li><li>• Edit and refine work independently to enhance readability and effect.</li><li>• Use Talk for Writing strategies, including oral rehearsal and innovation, to build writing confidence.</li><li>• Improve speaking and listening skills by presenting historical recounts effectively.</li></ul> <p><b>Book: The Percy Jackson and the Lightning Thief</b></p>	<ul style="list-style-type: none"><li>• Analyse characters, settings, and narrative structures.</li><li>• Compare myths and legends from different cultures.<ul style="list-style-type: none"><li>◦ Develop descriptive and narrative writing skills using rich vocabulary.</li></ul></li></ul>	
-----------------------	--	---	--

		<ul style="list-style-type: none"> <li>○ Strengthen comprehension, inference, and discussion skills.</li> </ul>	
<p>How will this be assessed?</p>		<p><b>EOU Hot Write, Comprehension assessments, Book feedback, Spelling Test, Poetry Recital, SPAG assessments</b></p>	
<p><b>Maths</b></p>	<ul style="list-style-type: none"> <li>● Deepen understanding of the relationship between fractions, decimals, and percentages.</li> <li>● Convert between fractions, decimals, and percentages with accuracy.</li> <li>● Compare and order fractions, decimals, and percentages using reasoning skills.</li> <li>● Calculate percentages of amounts in real-life contexts.</li> <li>● Solve problems involving fraction, decimal, and percentage equivalence.</li> <li>● Add, subtract, multiply, and divide fractions fluently.</li> <li>● Apply knowledge to problem-solving and reasoning questions.</li> </ul>	<ul style="list-style-type: none"> <li>● <b>Knowledge:</b> <ul style="list-style-type: none"> <li>○ Understanding place value in decimals and its relation to fractions.</li> <li>○ Recognising percentage as 'out of 100' and linking to decimals and fractions.</li> <li>○ Understanding equivalence between fractions, decimals, and percentages.</li> </ul> </li> <li>● <b>Understanding:</b> <ul style="list-style-type: none"> <li>○ Recognising how different representations of numbers connect.</li> <li>○ Applying fraction, decimal, and percentage knowledge to real-world contexts.</li> <li>○ Using mathematical reasoning to explain comparisons, calculations, and equivalence.</li> </ul> </li> <li>● <b>Skills:</b></li> </ul>	<ul style="list-style-type: none"> <li>● Rapid and accurate conversion between fractions, decimals, and percentages in different contexts.</li> <li>● Confident use of reasoning to explain mathematical thinking.</li> <li>● Accurate calculations involving fractions, including mixed numbers and improper fractions.</li> <li>● Fluent application of percentage knowledge to real-life situations.</li> <li>● Clear, well-structured problem-solving strategies with justified reasoning.</li> <li>● Evidence of resilience in tackling multi-step problems.</li> <li>● Precise use of mathematical vocabulary and notation.</li> <li>● Independent checking and correction of errors.</li> </ul>

		<ul style="list-style-type: none"> <li>○ Converting between fractions, decimals, and percentages fluently.</li> <li>○ Adding, subtracting, multiplying, and dividing fractions accurately.</li> <li>○ Finding percentages of amounts confidently.</li> <li>○ Comparing and ordering numbers using place value understanding.</li> <li>○ Solving problems efficiently using appropriate strategies.</li> </ul>	
<p>How will this be assessed?</p>		<p>EOU Assessments and EOT Assessment, book checking</p>	
<p><b>IPC</b></p>	<p><b>The Great, The Bold and The Brave</b></p>	<ul style="list-style-type: none"> <li>● Understand how Greek and Roman buildings reflect life and influence today.</li> <li>● Compare Athens and Sparta's responses to the Persian threat.</li> <li>● Explore how past civilizations shaped the world.</li> <li>● Learn about the rise and fall of the Roman Empire.</li> <li>● Study the Roman Army's structure and tactics.</li> <li>● Investigate key historical figures and their impact.</li> <li>● Analyze invaders and settlers in the Middle Ages.</li> </ul>	<ul style="list-style-type: none"> <li>● Clearly explain how ancient architecture influenced today.</li> <li>● Compare Athens and Sparta with evidence.</li> <li>● Show how past civilizations shaped world.</li> <li>● Create a timeline of the Roman Empire's rise and fall.</li> <li>● Present an analysis of the Roman Army.</li> <li>● Write detailed biographies of key figures.</li> <li>● Use sources to investigate medieval invasions.</li> <li>● Compare past and present political systems.</li> </ul>

		<ul style="list-style-type: none"> <li>• Develop skills in historical inquiry and source analysis.</li> <li>• Compare ancient and modern political systems.</li> <li>• Examine reasons for migration and displacement.</li> </ul>	<ul style="list-style-type: none"> <li>• Debate migration with historical links.</li> <li>• Produce a well-researched project or presentation.</li> </ul>
<p>How will this be assessed?</p>		<p>IPC knowledge assessment, student projects, Exit point</p>	
<p><b>Bahasa Melayu</b></p>	<p>Pesta dan Perayaan (Festivals &amp; Celebration)</p>  	<p><b>Knowledge:</b></p> <ul style="list-style-type: none"> <li>• Identify different types of festivals celebrated in Malaysia (e.g., Hari Raya, Chinese New Year, Deepavali, Gawai, Kaamatan).</li> <li>• Recognize key elements of celebrations, such as traditional food, clothing, and customs.</li> </ul> <p><b>Understanding:</b></p> <ul style="list-style-type: none"> <li>• Explain the significance of festivals in fostering harmony and respect among Malaysians.</li> <li>• Describe how people prepare for and celebrate various festivals.</li> </ul>	<ul style="list-style-type: none"> <li>• Explain various festivals, their significance, and customs with clear examples.</li> <li>• Compare and contrast different celebrations, demonstrating cultural awareness and unity.</li> <li>• Express thoughts fluently in speaking and writing, using appropriate vocabulary and well-structured sentences.</li> </ul>

		<p><b>Skills:</b></p> <ul style="list-style-type: none"> <li>• Listen to and understand short stories or descriptions about festivals.</li> <li>• Read and extract key information from texts about different celebrations.</li> <li>• Write simple sentences or short paragraphs about their favorite festival.</li> </ul>	
<p>How will this be assessed?</p>		<ul style="list-style-type: none"> <li>• Listening &amp; Reading: Answer comprehension questions by identifying key details about festivals.</li> <li>• Speaking: Describe and compare festivals confidently using appropriate vocabulary.</li> <li>• Writing: Write a structured paragraph or essay about a festival with correct grammar.</li> </ul>	
<p><b>Mandarin</b></p>	<p><b>Beginner:</b> Food (meats and seafood) and Western Food</p> <p><b>Advanced :</b> Travel and transport (旅行与交通)</p>	<p><b>Beginner: Food and Western Food</b></p> <ul style="list-style-type: none"> <li>• <b>Knowledge:</b> Students studying vocabulary related to meat (beef, lamb, chicken, seafood) and Western food in Mandarin will gain essential knowledge of food-related terms, such as 牛肉 , 羊肉, and 比萨饼. They will also learn adjectives like 好吃 and 新鲜 to describe food. This knowledge will help them differentiate between various types of meat and Western dishes, while also introducing them to how these foods are represented and consumed in Chinese and Western cultures.</li> <li>• <b>Understanding:</b> In terms of understanding, students will explore how to use these vocabulary words in</li> </ul>	<p><b>Beginner: Food and Western Food</b></p> <ul style="list-style-type: none"> <li>• Students can accurately use a wide range of vocabulary related to meat (牛肉, 羊肉, 鸡肉, 海鲜) and Western food (比萨饼, 意大利面, 牛排) without hesitation. They can also use appropriate adjectives (e.g., 好吃, 新鲜, 健康) to describe food and expand their vocabulary further by incorporating less commonly taught terms.</li> <li>• Students can fluently use this vocabulary in real-life contexts, such as ordering food at a restaurant, discussing personal preferences, or talking about dietary habits. They demonstrate cultural awareness by comparing Chinese and Western food</li> </ul>



context, such as ordering food in restaurants or expressing personal preferences.

- **Skill:** Students will develop skills in speaking, listening, reading, and writing through practical exercises. They will practice conversational scenarios, such as asking, “你喜欢吃什么肉？” and answering questions about food preferences. Reading menus and writing short paragraphs about their favourite foods will enhance their literacy skills, while descriptive language practice will help them confidently express opinions about flavors and dishes. These activities not only reinforce their language abilities but also promote cultural competence and real-life communication skills.

**Advanced :**

我们将获得哪些知识、理解和技能？

学生将学习与旅行和交通相关的词汇（如交通工具、乘搭、穿梭、飞翔、摇摇晃晃），练习书写汉字，运用词汇造句，并通过阅读理解提高理解能力。

traditions in complete and thoughtful sentences.

- Excellent students communicate fluently in both written and spoken Mandarin, asking and answering detailed questions, such as “你最喜欢的西餐是什么？为什么？” (What is your favourite Western dish, and why?). They can write a coherent paragraph or short essay describing their favourite foods, using descriptive language and complex sentence structures

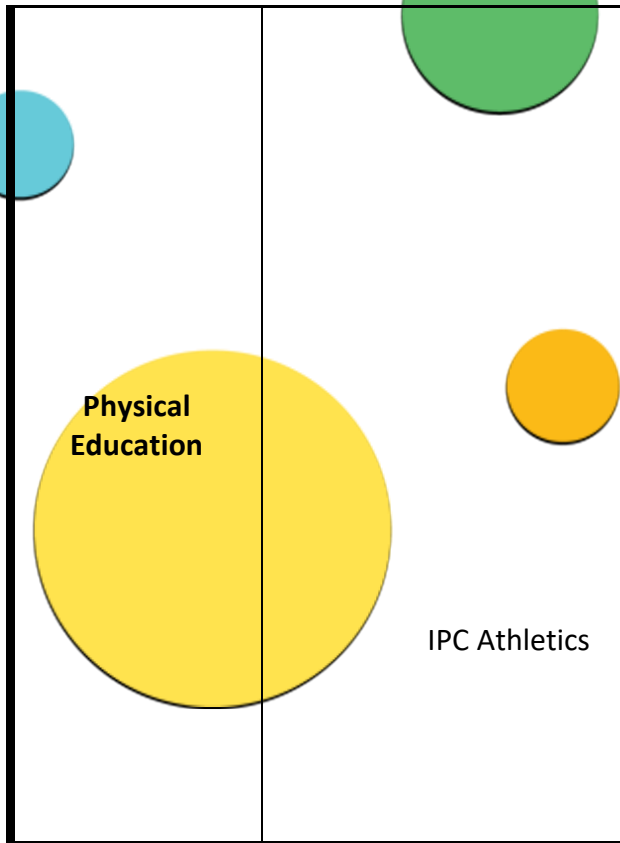
**Advanced :**

优秀表现是什么样的？

学生能准确使用词汇，书写规范，流利地用完整句子描述不同的交通方式和旅行经历，并能在阅读理解中准确回答问题，表达清晰，交流自信。

How will this be assessed?

Homework, Worksheet, Assessment, Q&A Session

 <p><b>Physical Education</b></p> <p>IPC Athletics</p>	<p>K: Involves learning the rules, techniques, and essential facts about athletic events such as sprinting, long jump, or shot put. This includes understanding proper techniques, event-specific rules, and safety protocols.</p> <p>U: Focuses on grasping because specific techniques and strategies are effective, such as recognizing how proper form enhances performance and minimizes injury or how pacing differs between sprints and long-distance races.</p> <p>S: Encompasses the practice and reflection necessary for improvement. Students refine their skills through repeated drills, analyze demonstrations to better understand techniques, and evaluate their own or peers' performances to identify strengths and areas for growth. By integrating these three aspects, students not only build their physical abilities but also develop a deeper appreciation and competence in athletics.</p>		<ul style="list-style-type: none"> <li>• Students demonstrate a blend of skill, understanding, and positive attitude.</li> <li>• Students showcase strong technical proficiency, such as executing proper running forms, accurate throws, or well-timed jumps, reflecting their dedication to mastering techniques.</li> <li>• Students' understanding is evident in their ability to apply strategies, adapt to challenges, and explain the importance of technique, safety, and sportsmanship in athletics.</li> <li>• Students are focused and disciplined during practice, consistently striving for personal improvement while encouraging and supporting their peers.</li> <li>• These students also exhibit resilience, learning from mistakes and embracing feedback to refine their performance.</li> <li>• Students stand out through their skillful execution, insightful understanding, and exemplary attitude towards learning and teamwork.</li> </ul>
<p>How will this be assessed?</p>		<p>Practical assessment</p>	
<p><b>Physical Education (Swimming)</b></p>	<ul style="list-style-type: none"> <li>• Advanced freestyle &amp; breaststroke refinement</li> <li>• Backstroke development</li> <li>• Introduction to butterfly arms (optional exposure)</li> <li>• Competitive starts &amp; turns</li> </ul>	<p><b>Knowledge</b></p> <ul style="list-style-type: none"> <li>• Advanced stroke mechanics</li> <li>• Race strategies</li> <li>• Water safety and rescue awareness</li> </ul>	<ul style="list-style-type: none"> <li>• Smooth, coordinated multi-stroke swimming</li> <li>• Strong endurance</li> <li>• Confident deep-water participation</li> <li>• Demonstrating maturity and leadership in the pool</li> </ul>

	<ul style="list-style-type: none"> <li>• Personal swim timing</li> <li>• Deep water confidence &amp; survival skills</li> </ul>	<p><b>Understanding</b></p> <ul style="list-style-type: none"> <li>• Stroke efficiency and pacing</li> <li>• Performance improvement through feedback</li> </ul> <p><b>Skills</b></p> <ul style="list-style-type: none"> <li>• 50–100m continuous swim</li> <li>• Confident deep water survival</li> <li>• Basic competitive swim execution</li> </ul>	
How will this be assessed?		<ul style="list-style-type: none"> <li>• Timed swim assessments</li> <li>• Stroke technique grading</li> <li>• Survival skills assessment</li> <li>• End-of-primary swimming benchmark</li> </ul>	
<b>Music</b>	We are expanding our knowledge of composition, performance techniques, and music technology applications.	<ul style="list-style-type: none"> <li>• <b>Knowledge:</b> Exploring advanced rhythmic structures, including triplets and mixed meter.</li> <li>• <b>Understanding:</b> Applying harmonic progressions in composition.</li> <li>• <b>Skills:</b> Developing structured musical compositions incorporating digital elements and ensemble coordination.</li> </ul>	Students will create polished compositions with clear form, confidently perform complex rhythms, and integrate technology into their creative projects.
How will this be assessed?		Practical assessments	