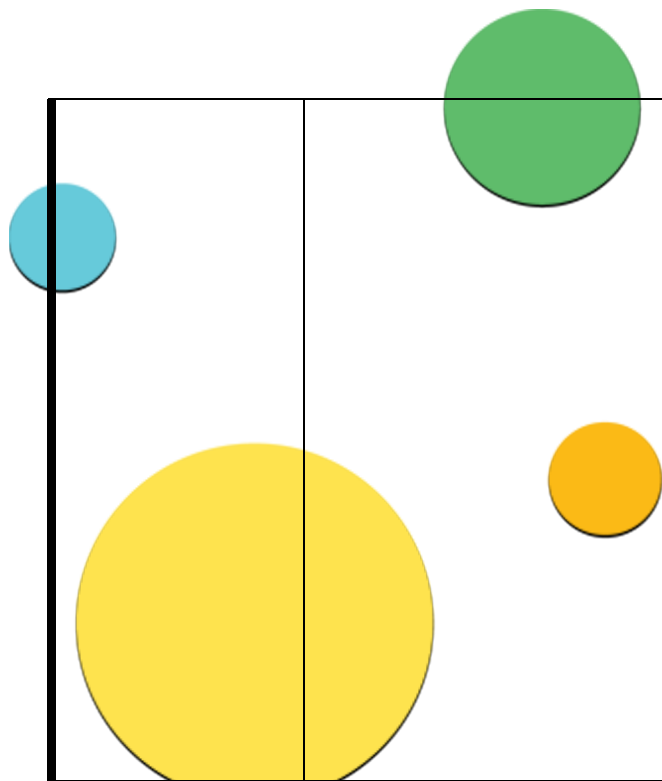
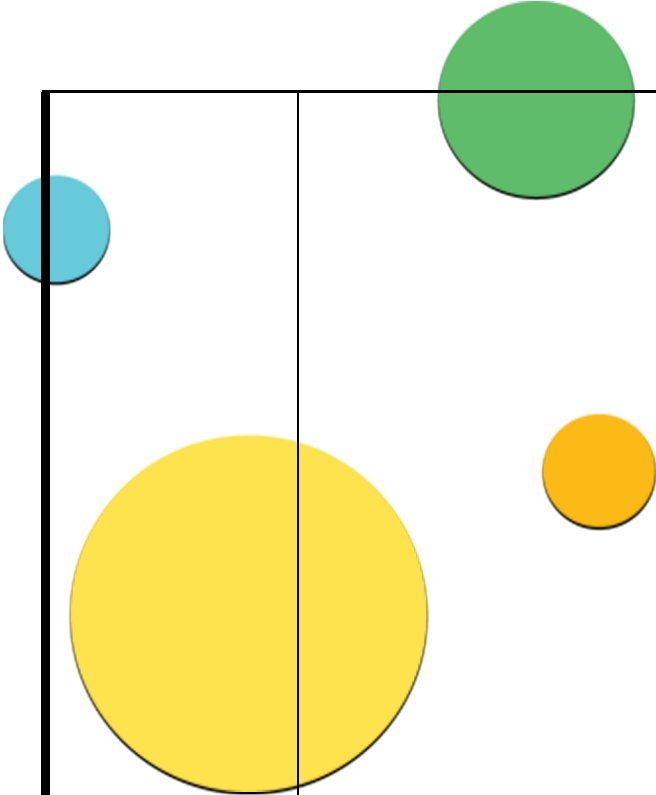


**Straits International School Rawang**  
**Curriculum Overview – Year 6**  
**Year 6 Spring Term 2.1 2025/2026**

Spring Term 2.1	What will we learn?	What KUS will we gain?	What will excellence look like?
<p><b>English</b></p> <p><b>Reading</b></p>	<p>In Year 6, students delve deeper into the world of <b>poetic language</b>, exploring various poetic devices and techniques to enhance their understanding and appreciation of poetry.</p> <p>They will also look at narrative writing with particular attention to Myths and Legends. They will explore these exciting narratives to understand their key features, such as magical characters, powerful gods, brave heroes, and moral messages.</p> <p><b>Book: The Percy Jackson and the Lightning Thief</b>            Poetic Language/ Narrative Poetry</p>	<p><b>Key Concepts and Skills:</b></p> <ul style="list-style-type: none"> <li>• <b>Poetic Devices:</b> Students will learn to identify and analyze a range of poetic devices, including:               <ul style="list-style-type: none"> <li>○ <b>Imagery:</b> Creating vivid pictures in the reader's mind through descriptive language.</li> <li>○ <b>Simile:</b> Comparing two unlike things using "like" or "as."</li> <li>○ <b>Metaphor:</b> Directly comparing two unlike things.</li> <li>○ <b>Personification:</b> Giving human qualities to non-human things.</li> <li>○ <b>Alliteration:</b> Repetition of consonant sounds at the beginning of words.</li> <li>○ <b>Onomatopoeia:</b> Words that imitate sounds.</li> </ul> </li> <li>• <b>Myths and Legends:</b></li> <li>• Understand the features, themes, and cultural significance of myths and legends.</li> <li>• Analyse characters, settings, and narrative structures.</li> </ul>	<ul style="list-style-type: none"> <li>• <b>Structure and Form:</b> Understanding the different forms of poetry, such as free verse, haiku, and ballad.</li> <li>• <b>Sound Devices:</b> Recognizing the use of rhyme, rhythm, and alliteration to create musicality in poetry.</li> <li>• <b>Theme and Message:</b> Identifying the underlying themes and messages in poems.</li> <li>• <b>Analyzing and Interpreting Poetry:</b> Developing critical thinking skills to analyze and interpret poems at a deeper level.</li> <li>• <b>Writing Poetry:</b> Experimenting with different poetic forms and styles, using vivid language and imagery.</li> </ul>

		<ul style="list-style-type: none"> <li>• Compare myths and legends from different cultures.</li> <li>• Develop descriptive and narrative writing skills using rich vocabulary.</li> <li>• Strengthen comprehension, inference, and discussion skills.</li> </ul>	<ul style="list-style-type: none"> <li>• Confidently explains the features and themes of myths and legends with clear examples.</li> <li>• Makes perceptive inferences and comparisons between stories from different cultures.</li> <li>• Writes imaginative, well-structured myths using vivid description and precise vocabulary.</li> <li>• Uses dialogue, action, and figurative language effectively to create atmosphere and develop character.</li> <li>• Participates thoughtfully in discussions, offering insightful ideas and justifying opinions with evidence.</li> </ul>
<p>How will this be assessed?</p>		<p><b>Big Write: Writing Nature themed poem/Myths and Legends writing</b>          Reading: Reading Comprehension assessments; Weekly Spelling Tests</p>	
<p><b>Maths</b></p>	<p>The White Rose Maths Year 6 <b>Ratio</b> topic covers a variety of concepts related to ratios and proportions.</p>	<p><b>Key Concepts:</b></p> <ul style="list-style-type: none"> <li>• <b>Understanding Ratio:</b> <ul style="list-style-type: none"> <li>○ What is a ratio?</li> <li>○ How to represent ratios using different notations (e.g., ":" or as a fraction)</li> <li>○ Simplifying ratios to their simplest form</li> </ul> </li> <li>• <b>Using Ratio to Solve Problems:</b> <ul style="list-style-type: none"> <li>○ Finding equivalent ratios</li> <li>○ Using ratio to compare quantities</li> </ul> </li> </ul>	<p>Students can develop a deep understanding of ratio and proportion, and apply their knowledge to solve a variety of problems such as:</p> <ul style="list-style-type: none"> <li>• Solve problems involving the relative sizes of two quantities where missing values can be found by using integer multiplication and division facts.</li> </ul>



White Rose Maths' Year 6 **Algebra** topic is designed to introduce students to the fundamentals of algebraic thinking.

- Solving problems involving sharing quantities in a given ratio
- Using ratio to scale quantities up or down
- **Ratio and Proportion:**
  - Understanding the concept of proportion
  - Using proportional reasoning to solve problems
  - Using unit rates to compare ratios
- **Scale Factors and Similarity:**
  - Understanding scale factors
  - Using scale factors to enlarge or reduce shapes
  - Identifying similar shapes and finding missing lengths



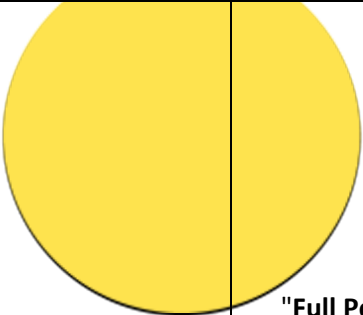

**Key Concepts:**

- **Understanding Algebraic Notation:**
  - Using letters to represent unknown numbers.
  - Understanding the meaning of expressions like  $2a + 3b$ .
- **Forming and Solving Equations:**
  - Translating word problems into algebraic equations.
  - Solving simple equations involving one unknown.
- **Using Formulae:**
  - Substituting values into formulae to find unknowns.
  - Applying formulae to real-world problems (e.g., area, perimeter, volume).

- Understand the meaning of the ratio symbol and may confuse it with a decimal point.
- Solve problems involving unequal sharing and grouping using knowledge of fractions and multiples.
- Children may identify the correct scale of enlargement.
- Solve problems involving similar shapes where the scale factor is known or can be found


Use simple formulae to:

- Generate and describe linear number sequences
- Find pairs of numbers that satisfy an equation with two unknowns
- Enumerate possibilities of combinations of two variables
- Express missing number problems algebraically
- Find pairs of numbers that satisfy an equation with two unknowns
- Enumerate possibilities of combinations of two variables

		<ul style="list-style-type: none"> <li>• <b>Sequences:</b> <ul style="list-style-type: none"> <li>○ Recognizing number patterns and generating sequences.</li> <li>○ Finding the nth term of a linear sequence.</li> </ul> </li> </ul> 	
<p>How will this be assessed?</p>		<p>Mental Maths, End of Unit Tests and quizzes</p>	
<p><b>IPC</b></p> 	<p>"Full Power" focuses on the theme of electricity, exploring concepts such as circuits, energy, and the responsible use of electricity.</p> 	<p><b>Key Learning Areas:</b></p> <ul style="list-style-type: none"> <li>• <b>Science:</b> Understanding how electrical circuits work, the different types of circuits, and the safe use of electricity.</li> <li>• <b>Technology:</b> Designing and building simple electrical circuits, troubleshooting problems, and applying knowledge to create practical devices.</li> <li>• <b>History:</b> Learning about the history of electricity, key inventors, and the impact of electricity on society.</li> <li>• <b>Geography:</b> Exploring the global distribution of electricity generation and consumption, and the environmental impact of different energy sources.</li> <li>• <b>Geography:</b> Exploring the global distribution of electricity generation and consumption, and the environmental impact of different energy sources.</li> </ul>	<p>By the end of the "Full Power" unit, students should be able to:</p> <ul style="list-style-type: none"> <li>• Explain how electrical circuits work and identify the components of a circuit</li> <li>• Design and build simple electrical circuits</li> <li>• Understand the historical development of electricity and its impact on society</li> <li>• Analyse data on global energy consumption and production</li> <li>• Evaluate the environmental and social impacts of different energy sources</li> <li>• Propose solutions to address global energy challenges</li> </ul>

How will this be assessed?		Science knowledge checker and Exit point: Games/puzzles using technology	
Bahasa Melayu	Unit: Hidup Sihat	Students will understand the importance of maintaining a healthy lifestyle, including the benefits of regular physical activity, balanced nutrition, and adequate rest. They will be able to explain how these factors contribute to overall well-being and how a lack of balance can negatively affect health. Students will also demonstrate their understanding by creating a plan that incorporates physical activity, proper nutrition, and sufficient rest into their daily routines.	<ul style="list-style-type: none"> <li>• Students explain how physical activity, nutrition, support a healthy lifestyle.</li> <li>• They create a plan to include exercise, healthy eating, and rest in their routine.</li> <li>• Students participate in discussions and apply the concepts to real life.</li> </ul>
How will this be assessed?		Classwork, End of term assessment, Homework, Q&A	
Mandarin	<p><b>Beginner:</b> Food and Beverage</p> <p><b>Advanced:</b> <b>Public Services (公共服务):</b> Learn vocabulary about responsibilities and services (e.g., 职责, 尽心尽力), practice writing, sentence making, and comprehension.</p> <p><b>Future Education (未来的教育):</b> Learn vocabulary about aspirations and effort (e.g., 理想, 努力不懈), practice idioms, writing, sentence making, and comprehension.</p>	<p><b>Beginner:</b> Students will learn about food and drinks in this unit and will also be able to express the foods they like and dislike</p> <p><b>Advanced:</b></p> <ul style="list-style-type: none"> <li>• <b>Knowledge:</b> Understand and write vocabulary related to public services and future education.</li> <li>• <b>Understanding:</b> Use idioms and phrases to discuss responsibilities and personal goals.</li> <li>• <b>Skills:</b> Write accurately, form meaningful sentences, and analyze comprehension texts.</li> </ul>	<p><b>Beginner:</b></p> <ul style="list-style-type: none"> <li>• Students confidently use appropriate vocabulary and sentence structures to describe food and drinks.</li> <li>• They can articulate their preferences clearly, explaining why they like or dislike certain foods.</li> <li>• Students demonstrate understanding and appreciation of different food cultures, incorporating this knowledge into their discussions.</li> <li>• Ability to ask and answer questions about food preferences in real-life contexts, such as ordering in a restaurant or discussing meals with friends.</li> </ul> <p><b>Advanced:</b></p>

			<ul style="list-style-type: none"> <li>• Confidently use advanced vocabulary and idioms in writing and discussions.</li> <li>• Compose detailed, grammatically correct sentences on responsibilities and aspirations.</li> <li>• Interpret and analyze comprehension texts with insight.</li> </ul>
How will this be assessed?		Assessment, homework, Q&A	
Physical Education	IPC Athletics & Basketball	<p>K: Involves learning the rules, techniques, and essential facts about athletic events such as sprinting, long jump, or shot put. This includes understanding proper techniques, event-specific rules, and safety protocols.</p> <p>U: Focuses on grasping because specific techniques and strategies are effective, such as recognizing how proper form enhances performance and minimizes injury or how pacing differs between sprints and long-distance races.</p> <p>S: Encompasses the practice and reflection necessary for improvement. Students refine their skills through repeated drills, analyze demonstrations to better understand techniques, and evaluate their own or peers' performances to identify strengths and areas for growth. By integrating these three aspects, students not only build their physical abilities but also develop a deeper appreciation and competence in athletics.</p>	<ul style="list-style-type: none"> <li>• Students demonstrate a blend of skill, understanding, and positive attitude.</li> <li>• Students showcase strong technical proficiency, such as executing proper running forms, accurate throws, or well-timed jumps, reflecting their dedication to mastering techniques.</li> <li>• Students' understanding is evident in their ability to apply strategies, adapt to challenges, and explain the importance of technique, safety, and sportsmanship in athletics.</li> <li>• Students are focused and disciplined during practice, consistently striving for personal improvement while encouraging and supporting their peers.</li> <li>• These students also exhibit resilience, learning from mistakes</li> </ul>



		<p>In the Basketball units for Year 3 to Year 6, students develop their <b>knowledge, skills, and understanding</b> of the game through progressive learning stages. In <b>Year 3 and Year 4</b>, the focus is on fundamental movement skills such as dribbling, passing, and shooting, along with basic game rules and teamwork concepts. As they progress to <b>Year 5 and Year 6</b>, students deepen their understanding of offensive and defensive strategies, game awareness, and decision-making in match play. Throughout the units, they enhance their <b>understanding</b> of fair play, communication, and sportsmanship, applying these principles in both practice and competitive settings. By the end of Year 6, students should have a solid grasp of basketball's core techniques and tactical principles, preparing them for more advanced gameplay in later years.</p>	<p>and embracing feedback to refine their performance.</p> <ul style="list-style-type: none"> <li>• Students stand out through their skillful execution, insightful understanding, and exemplary attitude towards learning and teamwork.</li> </ul>
How will this be assessed?			
<p><b>Music</b></p>	<p>We are deepening our understanding of rhythm, melody, harmony, and structure while exploring music technology and creative expression in both composition and performance.</p>	<ul style="list-style-type: none"> <li>• <b>Knowledge:</b> Expand understanding of advanced rhythms, intervals, harmonic progressions, and musical forms like binary and ternary.</li> <li>• <b>Understanding:</b> Apply this knowledge in listening, creating, and performing music with clarity and confidence.</li> <li>• <b>Skills:</b> Develop proficiency in recorder playing, ensemble coordination, music technology, and creative composition.</li> </ul>	<p>Students will demonstrate advanced musicality through group performances and individual compositions. They will show confidence in analysing and creating music using harmony, technology, and emotional expression, reflecting their growth as skilled and thoughtful musicians.</p>
How will this be assessed?		Written and practical assessment	