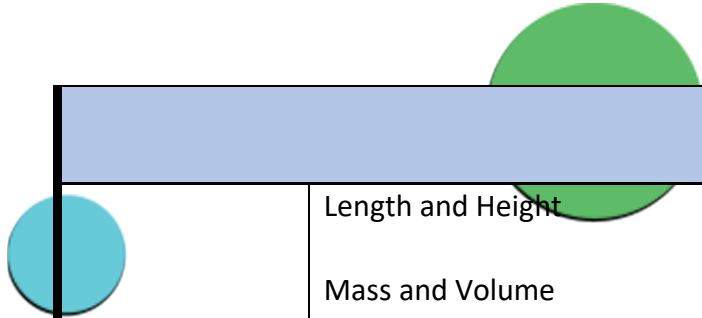


Straits International School Rawang
Curriculum Overview – Year 1
Year 1 Spring Term 2.2 2025/2026

Spring Term 2.2	What will we learn?	What KUS will we gain?	What will excellence look like?
<p>English</p>	<p>Rhyming</p> <p>Non-fiction writing</p>	<p>Rhyming:</p> <ul style="list-style-type: none"> - Understand that rhyming words are words with similar sound ending. - Know that not all rhyming words need to be spelt the same. - Know that rhyming is used in poetry, songs and writing. - Use rhyming words in writing. - Hear and recognize a rhyme. <p>Non-fiction writing:</p> <ul style="list-style-type: none"> - Understand that non-fiction writing gives information. - Know that there are different types of non-fiction writing. - Know the difference between non-fiction and fiction writing. - Use non-fiction command words. - Explain facts clearly to others. - Find and recall specific facts. 	<p>Rhyming:</p> <ul style="list-style-type: none"> - Explain what a rhyme is. - Create original rhyming pairs. - Identify rhyming words within a text. - Write a simple poem. <p>Non-fiction writing:</p> <ul style="list-style-type: none"> - Can identify features of non-fiction texts. - Can summarise information in their own words. - Uses different sources to find information. - Writes clear and factual sentences using correct spelling and punctuation. - Uses non-fiction structure.
<p>How will this be assessed?</p>		<p>In class writing pieces- A simple poem Written assessment- A chronological report about students' school day Speaking: Recite a short, simple rhyming poem.</p>	




Sharing fact files about animals/places

Length and Height

Mass and Volume

Multiplication & Division



Maths

Length and Height:

- Understand the concepts of length and height.
- Recognise and understand language such as long, longest, short, shortest, highest, lowest.
- Know how to compare length and Height using standard and non-standard unit.
- Start using ruler to measure in centimetres.

Mass and volume:

- Understand the concept of weight (mass) and capacity (volume)
- Recognize language us has heavy, lighter, full, empty,
- Use scales and containers to measure and compare different items.

Multiplication & Division:

- Understand multiplication as repeated addition and division as equal sharing
- Know that arrays can represent multiplication.
- Count in 2s, 5s and 10s
- Begin solving simple multiplication and division questions.

Length and Height:

- Accurately compare and order objects by length and height.
- Using precise language when explaining reasoning
- Interpedently measure objects with rulers and non-standard unit.


Mass and volume:


- Be able to use and compare the weight of an object using scales.
- Predicting and justifying if an object would be lighter or measuring.
- Using key vocabulary.

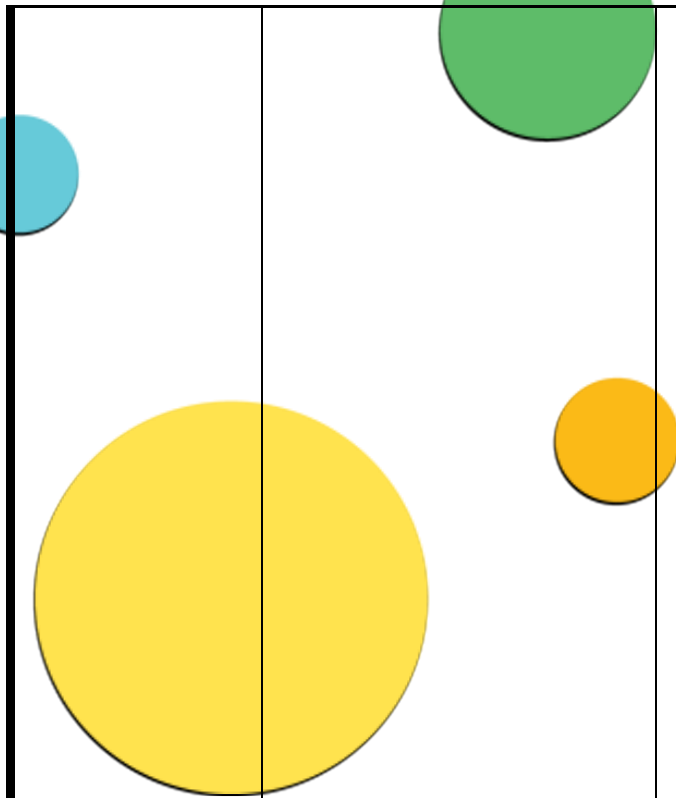
Multiplication & Division:

- Fluently counting in 2s, 5s, and 10s.
- Be able to make equal groups.
- Using arrays to show multiplication and be able to write related number sentence.
-

How will this be assessed?		End of block Assessments In class activities	
IPC	Hooray..Let's go on a holiday	<ul style="list-style-type: none"> • Know what holidays are and why people go on holidays. • Know about different holiday places around the world and how people travel to them. • Understand how weather and location affect holiday activities. • Understand how holidays were different in the past compared to now. • Develop skills in researching, sorting information, using maps, timelines, and sharing ideas. 	<ul style="list-style-type: none"> • Children can confidently talk about a holiday place using correct vocabulary (place, weather, travel). • Children can use maps, pictures, or timelines to show what they have learned. • Children can explain similarities and differences between holidays in the past and present. • Children can share ideas clearly and listen respectfully to others. • Children can make simple choices and explain their thinking (e.g. why a place is good for a holiday).
How will this be assessed?		Knowledge check In class activities and checks	
Bahasa Melayu	Unit 5: Sayang Kawan-kawan	<p>By the end of this unit, students will:</p> <ul style="list-style-type: none"> • Knowledge <ul style="list-style-type: none"> ○ Understand the meaning of friendship and the importance of respecting and caring for friends. ○ Learn vocabulary and phrases related to friendship, cooperation, and teamwork. ○ Recognize different ways to express kindness and appreciation towards friends. 	<ul style="list-style-type: none"> • Students confidently use new vocabulary and phrases related to friendship in conversations and written tasks. • They demonstrate kindness and respect in their interactions with peers. • They participate actively in group activities, showing strong teamwork and cooperation. • They can articulate the importance of friendship and provide real-life examples. • Their written reflections or storytelling about friendship showcase creativity, depth, and meaningful insights.

		<ul style="list-style-type: none"> • Understanding <ul style="list-style-type: none"> ○ Appreciate the value of friendship in daily life. ○ Identify appropriate behaviors in maintaining healthy friendships. ○ Understand the impact of words and actions on friendships. • Skills <ul style="list-style-type: none"> ○ Communicate effectively with friends using polite and respectful language. ○ Work collaboratively in group activities to strengthen teamwork. ○ Express gratitude, apologies, and encouragement appropriately. 	
<p>How will this be assessed?</p>		<ul style="list-style-type: none"> ✓ Question & Answer Sessions – Engage students in discussions about the importance of friendship and teamwork. ✓ Role-Playing Activities – Observe how students apply appropriate language and expressions in different friendship scenarios. 	
<p>Mandarin</p>	<p>Beginner: Family Member</p> <p>Advanced: 我上二年级</p>	<p>Knowledge:</p> <ul style="list-style-type: none"> • Learn the Chinese characters and pinyin for basic family members (爸爸, 妈妈, 姐姐, 哥哥, 弟弟, 妹妹, and 我). • Understand the structure of the sentence "我家有五口人" (My family has five members). 	<p>Knowledge:</p> <ul style="list-style-type: none"> • Students can confidently recognize and write all key characters (爸爸, 妈妈, 姐姐, 哥哥, 弟弟, 妹妹, 我) without any mistakes. • They can fluently use "我家有五口人" and other variations to describe different family sizes. <p>Understanding:</p>

		<ul style="list-style-type: none"> Recognize the number word "口" and its use for counting family members. <p>Understanding:</p> <ul style="list-style-type: none"> Understand the relationship between different family members. Grasp how to describe the size of a family in Mandarin. Develop awareness of the importance of family in Chinese culture. <p>Skills:</p> <ul style="list-style-type: none"> Introduce their family members in Mandarin. Use the correct sentence structure to describe their family. Write and pronounce the vocabulary accurately. <p>Advanced: 学生学习如何用中文自我介绍，并掌握了书写方法。此外，他们还学习如何书写简单的词汇。</p>	<ul style="list-style-type: none"> Students demonstrate a clear understanding of family relationships and their significance in Mandarin-speaking cultures. They can explain the usage of "口" in counting family members and compare it to counting words in other contexts. <p>Skills:</p> <ul style="list-style-type: none"> Students can fluently introduce their family members using accurate pronunciation, grammar, and tones. They can extend sentences to include additional details, e.g., "我有一个哥哥和两个妹妹" (I have one older brother and two younger sisters). They can create short written passages about their family with correct structure and neat handwriting. During oral discussions, they can ask and answer questions about family (e.g., "你家有几口人?" / "你有弟弟吗?"). <p>Advanced:</p> <ul style="list-style-type: none"> 书写词汇如“年级”、“今年”、“兄弟姐妹” 自我介绍 书写正确的笔画顺序
<p>How will this be assessed?</p>		<p>Workbook, worksheet, Assessment, Q&A</p>	
<p>Physical Education</p>	<p>Multi Skills – Preparation for Sports Day</p>	<ul style="list-style-type: none"> K - Understanding key movement principles for throwing, catching, kicking and striking, such as grip, stance and follow-through. Learning the proper way to hold and release an object when throwing, position hands when catching and follow through after kicking or 	<ul style="list-style-type: none"> Students demonstrate throws objects with accuracy, proper grip and smooth motion toward a target. They will be able to catch a ball consistently using the correct hand position and tracking the ball. Students perform kicking a stationary or moving ball with power, precision and controlled follow-through. They will be able to strike an

		<p>striking. Understanding the importance of safe play, teamwork and fair participation in activities.</p> <ul style="list-style-type: none"> • U - Students will understand how proper techniques improve accuracy, control and efficiency in various skills. Recognising how hand-eye and foot-eye coordination help in catching, kicking and striking effectively. Comprehending how participation, focus and positive behaviour impact skill development and teamwork. • S - Execute a controlled throw using a basic technique, aiming for a target with accuracy and correct hand movement. Demonstrate proper catching form, tracking the ball and securing it with both hands. Kick a stationary or moving ball with correct posture and follow-through toward a target. Show proper side orientation and grip when hitting an object (e.g. striking with a bat or racquet). Engage actively, follow instructions, demonstrate sportsmanship and contribute positively to group activities. 	<p>object with correct side orientation, grip and coordination for effective contact.</p> <ul style="list-style-type: none"> • Students demonstrate excellent hand-eye and foot-eye coordination in all skill activities. They will know how to adjust force, speed and positioning to improve accuracy and performance. • Students will actively participate in all activities with enthusiasm and determination. They listen attentively, follows instructions and applies feedback for improvement. • Students display positive sportsmanship, encouraging and supporting peers. They will follow safety rules, respects equipment and plays fairly in all activities.
<p>How will this be assessed?</p>		<p>Continual assessment of skills and level of understanding via teacher's observation and Q & A</p>	
<p>Physical Education (Swimming)</p>	<ul style="list-style-type: none"> - Pool rules & safety awareness - Entering and exiting the pool safely 	<p>Knowledge</p> <ul style="list-style-type: none"> • Basic pool safety rules • Understanding how to stay safe in water 	<ul style="list-style-type: none"> - Entering the pool independently - Blowing bubbles confidently - Floating with minimal support - Kicking with straight legs and pointed toes

	<ul style="list-style-type: none"> - Water confidence (walking, splashing, submerging hands) - Blowing bubbles - Floating with support (front & back) - Basic kicking with float - Introduction to freestyle arm action (with aids) 	<p>Understanding</p> <ul style="list-style-type: none"> • Water is safe when rules are followed • Breathing control helps us float and move <p>Skills</p> <ul style="list-style-type: none"> • Submerging face confidently • Supported floating • Basic flutter kick 	
How will this be assessed?		<ul style="list-style-type: none"> - Teacher observation - Confidence checklist - Skill progression monitoring 	
Music	We are enhancing our understanding of rhythm and pitch while developing precise timing in performance.	<ul style="list-style-type: none"> - Recognizing and applying tempo, rhythm, and basic dynamics. - Understanding: Exploring how sound effects enhance storytelling. - Skills: Creating sound effects in sync with a short story scene using various classroom objects and body percussion. 	Students will accurately time their sound effects with visual cues, demonstrate creativity in selecting appropriate sounds, and collaborate effectively in group projects.
How will this be assessed?		Practical observation (Individual)	